

# Get a Free Copy of Trainz 2009

There is currently a promotion from Auran where you can get a copy of Trainz 2009 for free. To do so, you must create an Auran account and subscribe to one of the newsletters.

## 1. Create an Auran Account

First, we open the [promotion page](#) from Auran.

There, you are greeted with a message stating that you can claim Trainz 2009 for free.

After clicking the button „YES I WANT TRAINZ 2009 FREE!“, you land on the page where you can create an account.

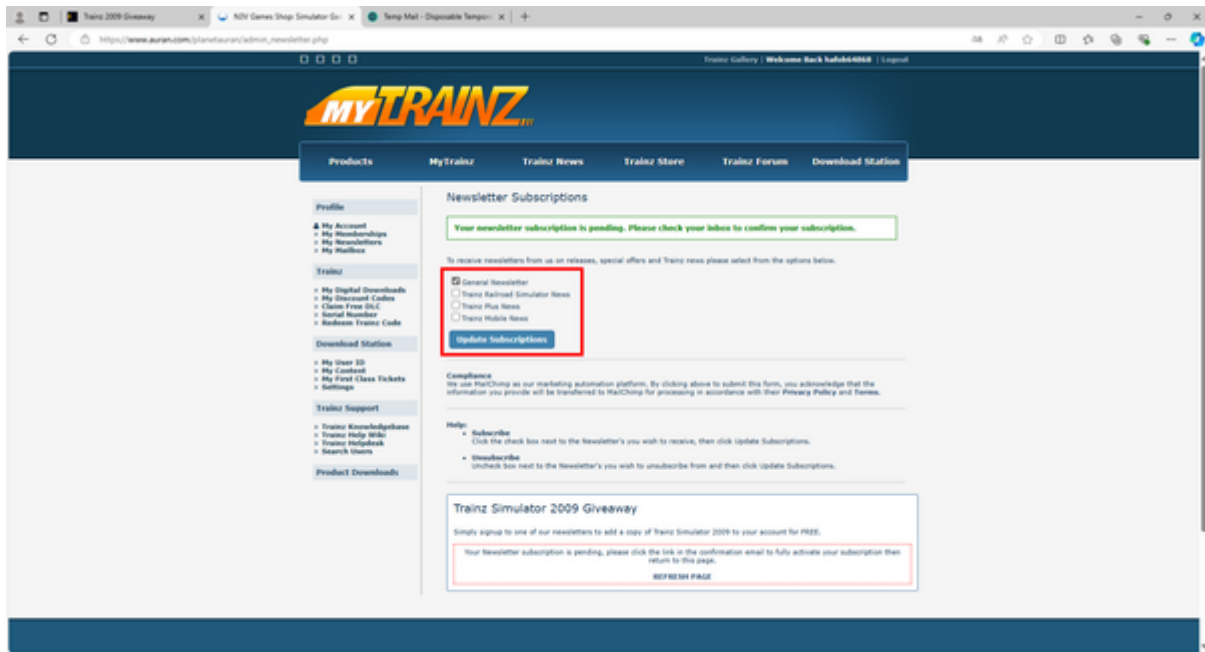
If you already have an account, you can alternatively log in by clicking the „Login“ button at the top and continue with step 2.

On this page, you enter your username, password, and email address. For „First Name“ and „Last Name“, initials or similar are sufficient.

Please note that you **must subscribe to the newsletter** and **accept the terms**.

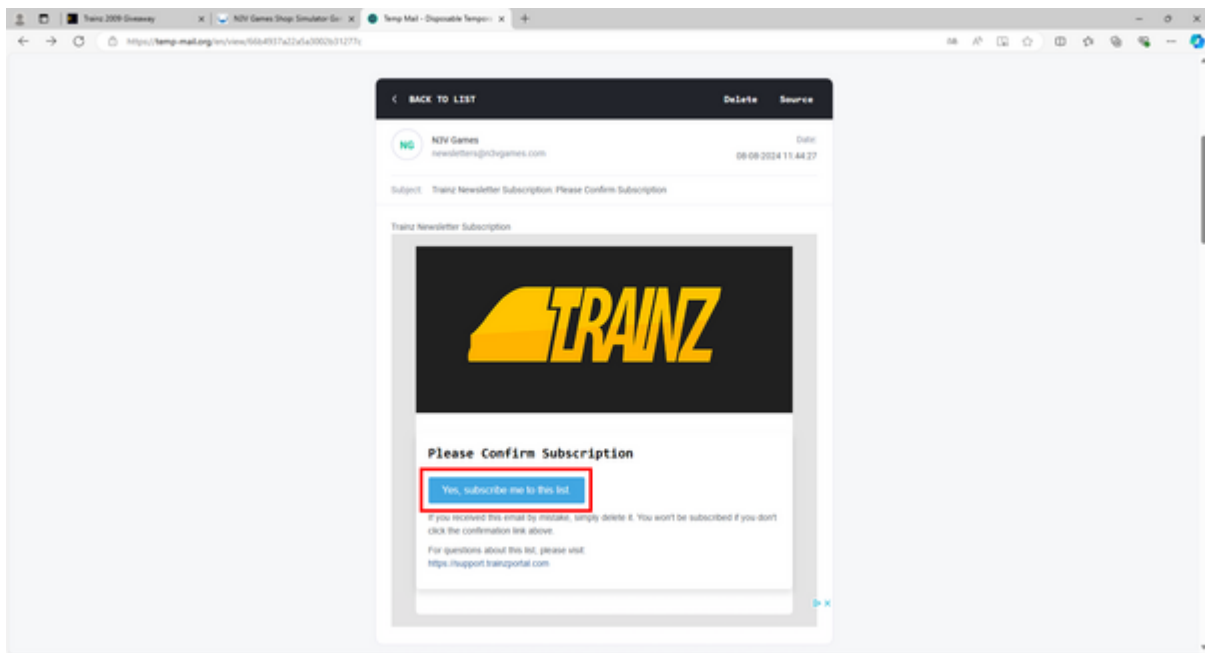
## 2. Get a Key for Trainz 2009

After creating the account, we click on „My Newsletters“.



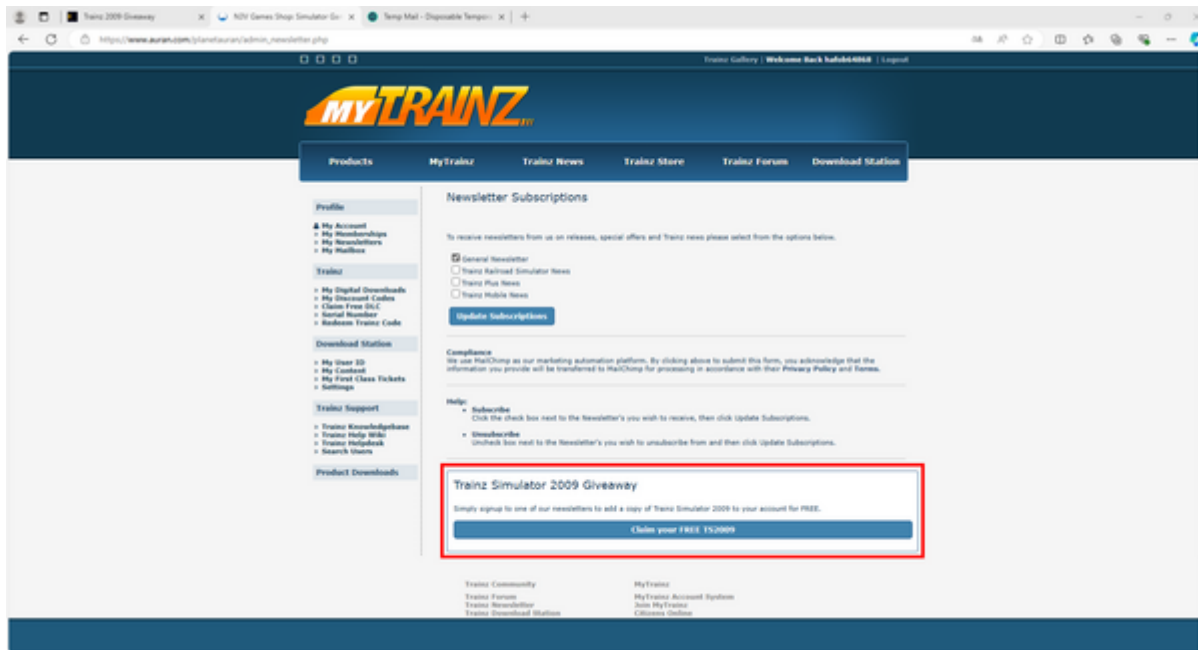
In some cases, the setting might not have been saved during account creation. If that's the case, we activate one of the available newsletters and click the „Update Subscriptions“ button.

Next, we check our email inbox. You should receive an email in which you need to confirm your newsletter subscription.

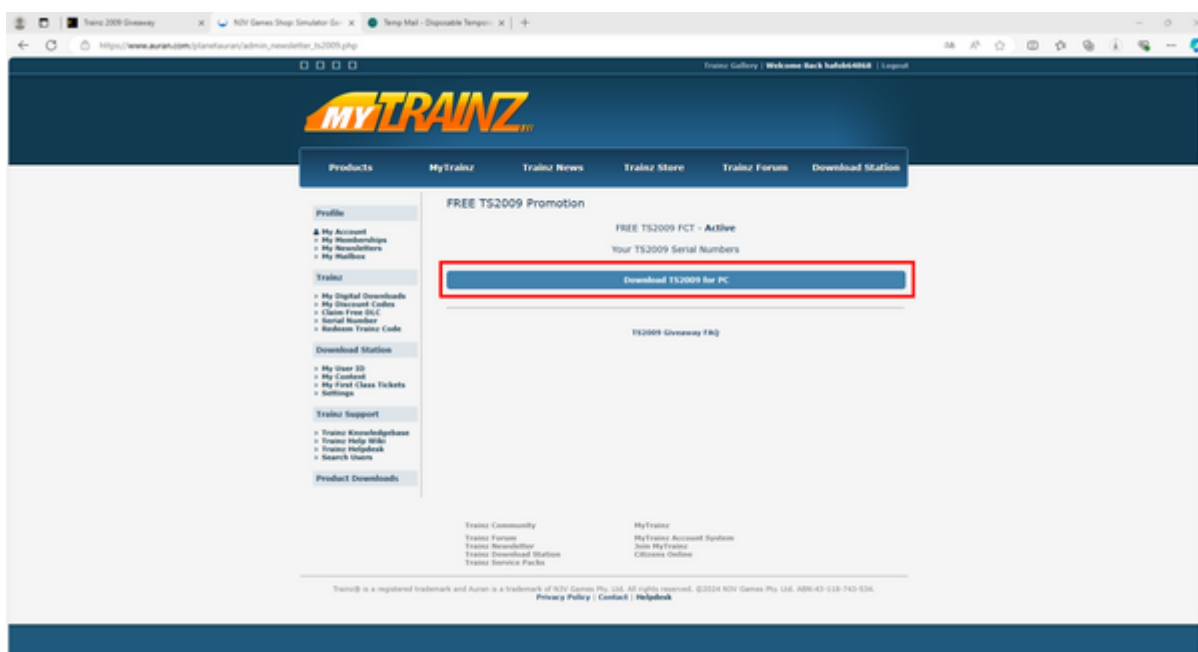


By clicking the button „Yes, subscribe me to this list.“ you confirm the subscription.

Now go back to the Auran page and refresh it.



On the lower part of the page, a button „Claim your FREE TS2009“ should appear. Click on it. You will be redirected to a page where you can download the Trainz 2009 installer.



In case this link doesn't work at some point, we've provided a copy of the installer in the [Download section](#).

### 3. Find Your Serial Number

On the left side, you'll find a section called „Serial Numbers“. When you click there, you should hopefully see your key for Trainz 2009.

Last update: **2025/06/24 02:35**

